

AUGUST 2020 RAMROD

CLUB SHOW

It is with deep regret that we must announce that the 42nd Southeastern North Georgia Relic Hunters Association show, scheduled for August 8th and 9th, has been cancelled. This is the first time we have ever had to cancel our show.

Georgia is still experiencing an increase in the number of people who have tested positive for COVID-19. Additionally, Governor Kemp (of Georgia) has announced some additional guidelines in regard to “Sheltering in Place” that would potentially impact some of our dealers and patrons at our show. Since the safety of all who attend our show is a paramount goal of our organization, we feel that it is not in the best interest of our dealers and patrons to potentially put them at risk by holding our show this year.

We appreciate your friendship and understanding at this time as to why we have had to cancel our annual event. We are working on plans for holding our show in 2021, and hope to see all again at that show.

You may visit our website www.ngrha.com and/or our Facebook page (North Georgia Relic Hunters Association) for updates and news concerning show information for our 2021 show.

CALENDAR OF EVENTS

Here are the dates for our upcoming club events. A reminder note will be posted to club members before each event, or you may go to our club website or Facebook page for additional information.

- August 4th – business meeting
- August 18th – Find of the month meeting
- September 1st – business meeting
- September 15th – find of the month meeting
- October 6th – business meeting
- October 20th – find of the month meeting
- November 3rd – business meeting
 - Nomination of 2021 club officers may be submitted
- November 17th – find of the month meeting
 - Nominations of 2021 club officers may be submitted
- December 1st – business meeting
 - Election of club officers for 2021
- December 15th – Club’s Christmas Party

CLUB MEETINGS

On the **first meeting of each month** we try to have a speaker to give a talk on subjects of interest to our members. Many times, these talks are given by the members of the club but we often try to bring in guests who have a specialty area to share.

The **second meeting of each month** is dedicated to the “Find of the Month”. This is an opportunity for each member to bring in items that they have personally found since the last Find of the Month. There are four categories which finds may be entered:

- Relic
- Coin/Jewelry
- Single Relic
- Single Coin

Members vote for their favorite in each category. The winner of the single relic and single coin can then be entered into the Find of the Year event; which will be held January meeting of the upcoming year.

At each meeting, we will have a raffle (\$0.50 per ticket) with two or three choices for the winner of the raffle to select. These items may include (but not limited too) Civil War Breastplates, Box plates, Bayonets, Union and Confederate buttons, artillery shells, and more. All attending the meeting may purchase raffle tickets.

Each attending club member is also entitled to a door prize ticket, where winning numbers are pulled for various items (such as book, bottles, pictures, relics, coins, and other items). Only club members who are at the meeting can participate in the door prize drawings.

CLUB HUNTS

Normally, the club will usually hold one-coin hunt and one-relic hunt each year. The hunts may be such that they could be a combined relic/coin hunt.

Due to the COVID-19 lockdown, we were unable to hold our spring hunt. Therefore, we will have our “fall” hunt towards the end of September/beginning of October – we will determine the exact date sometime in August.

To participate in these hunts, you must be a paid member prior to the day of the hunt, and have attended one club meeting prior to the hunt. You can not simply show up at the hunt to sign up for the event if you have not attended a meeting this year.

The club hunt rules are in our constitution and they essentially are:

- The participant must be a paid member one month before the hunt date and must attend at least one meeting prior to each club hunt.
- **The fee for the hunt is \$25.** Children under 13 are free as long as they are accompanied by a paying adult family member that is participating in the hunt.
- When the hunt has ended, any token for prizes that are found out in the field or that have not been turned in will become null and void.
- No prizes will be given out until the hunt has ended.
- If the member cannot stay until the hunt ends, you will have to forfeit your prize tokens or find someone who can turn them in at the end of the hunt for the appropriate prize.

The hunt sign-up sheet will be available for folks to sign up for the hunt at our August and September club meetings.

MARCH THROUGH JULY FIND OF THE MONTH ENTRIES

Find of the Month rules are as follow:

1. You must be a club member before the Find of the Month meeting date to enter an item.
2. Items that are submitted for find of the month are subject to board approval.
3. Items found to be ineligible for judging will be removed from the table.
4. Items submitted are for items recovered after the last month's contest.
5. Items should be mostly dug items but an item that has been found by sight can qualify.
6. Items must be old in nature
7. Items found must be found by the person entering the items.
8. You can only enter once in each category.
9. Person bringing in an item is responsible to sign-in the item
10. The board can request an item be relisted in a different category if the board sees fit.
11. Items should be placed on the table after being signed in.
12. Place item on table according to its category and number sequence.
13. Person bringing items are responsible for items well-being; including, picking the item up at the end of the meeting.

As a rule, you must be present at the club meeting with your entry to have it entered in the Find of the Month entry. However, at our July 21st meeting, we made an exception to this rule due to the time that has past since our March meeting (the last time we met) and some of the folks were not able to attend due to COVID restrictions.

Here are some entries at our March through July Find of the Month meeting



Bullets, fuses, bit boss,
miscellaneous relics

Eagle C Button



Borman Cannonball



Cast I Button




Texas or Mississippi Rosette



Hi-band Parrott Shell





CLUB BADGES

Here are a couple of the club badges that members have used over the years. Please let us know if you have examples of any other club badges that have been used over the years of the club existence.



ITEMS FOR SALE

If club members have any items that they would like to sell (that are related to our hobby), they can be listed in this section of the Ramrod.

Here are items available for sale by club members:

- Brad Leatherwood has a Fisher F-75 metal detector for sale. If you are interested, please contact Brad at 770-900-9196.

SPECIAL CLUB RAFFLE

To raise funds for our club, in lieu of our show being cancelled, we will have a special raffle starting at our August club meeting – and running through the year. This raffle will be for a professional framed picture (29 inches by 36 inches) entitled “The Christian General” – a painting of Robert E Lee (in uniform) reading a bible to a child.

You may purchase raffle tickets at all of our meetings, and we will draw the winner of the painting in December. You do not have to be present to win the painting, so we ask that you please print your name on the back of the ticket when you put it in the ticket-bucket.

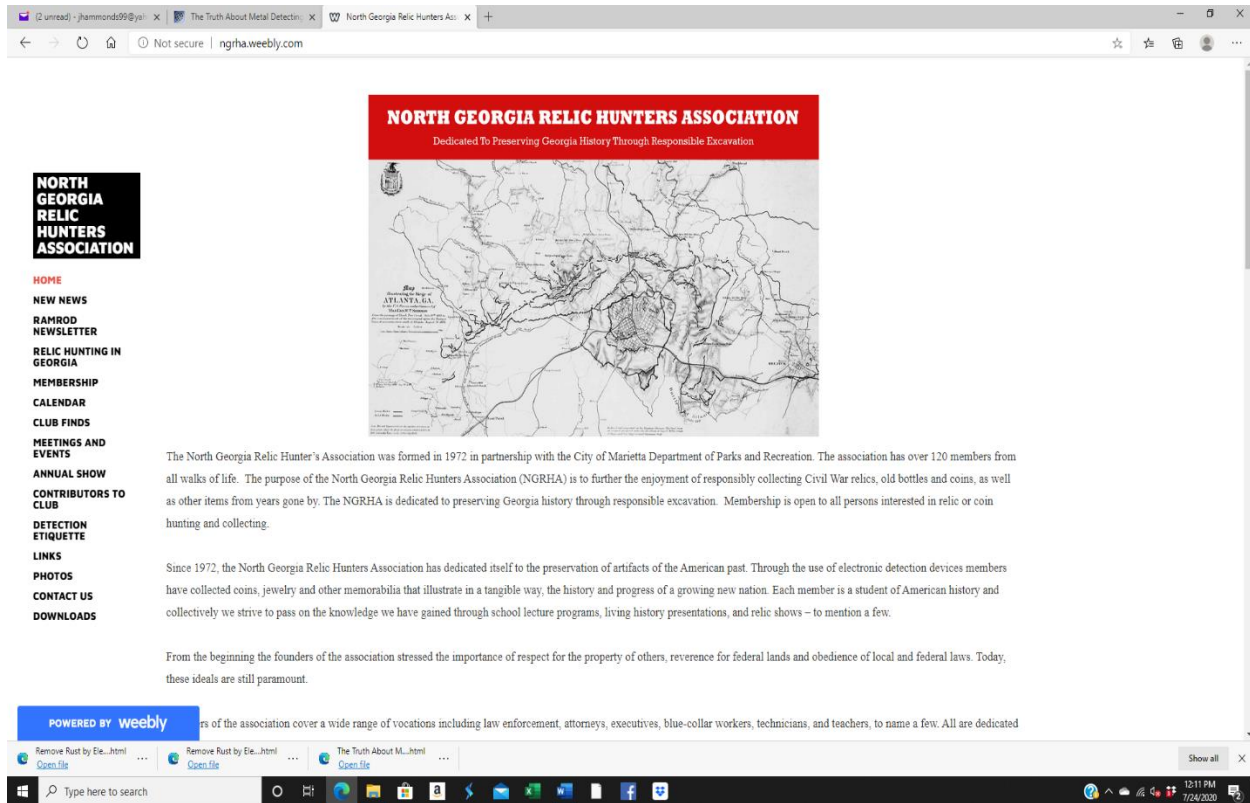


If you have any questions about this raffle, please let me know.

CLUB WEB SITE

The club web site can be viewed at the following address:

WWW.NGRHA.COM



This site is continually updated with club-related information, so we encourage you to visit to site to learn about the latest club activities and events.

CLUB FACEBOOK PAGE

More club information can be found on the club's Facebook site. This site not only includes information on club activities, but also a variety of information regarding the Civil War and articles of interest relating to history and our hobby.

You can subscribe to our site on Facebook by going to our page at:

North Georgia Relic Hunters Association

Take a few minutes to subscribe and view this page.



You can also make posts to this page with anything that you think will be of interest to other club members – including online articles and information from other Facebook sites.

CONTRIBUTORS TO NGRHA

The North Georgia Relic Hunters Association (NGRHA) club and their members wish to thank the listed companies and individuals who have supported our club and the hobby of treasure seeking, metal detecting and the pursuit of history.

Through their donations and support and through responsible excavation, we are able to preserve, share and further the enjoyment of responsible collecting of Civil War relics, old bottles and coins as well as other items from years gone. We urge our members and others to support these supporters of our club. Thanks again to all!

- **Fisher Metal Detectors**
<http://www.fisherlab.com>
- **Minelab Metal Detectors**
<http://www.minelab.com>
- **Teknetics Detectors**
<http://www.teknetics.com>
- **Whites Metal Detectors**
<http://www.whiteselectronics.com>
- **Garrett Metal Detectors**
<http://www.garrett.com>
- **Kellyco Metal Detectors**
<http://www.kellycodetectors.com>
- **Nokta Detection Technologies**
<http://www.noktadetectors.com>
- **Bullet And Shell**
<http://www.bulletandshell.com>
- **Fisher Metal Detectors**
<http://www.fisherlab.com>
- **Minelab Metal Detectors**
<http://www.minelab.com>

- **Teknetics Detectors**
<http://www.teknetics.com>

HOW TO REMOVE RUST BY ELECTROLYSIS

The following website:

http://www.metaldetectingworld.com/electrolysis_rust_removal.shtml

has a tutorial on the process one can use to remove rust from iron relics and artifacts by using the electrolysis process.

The screenshot displays the website **Metal Detecting WORLD.com** with the title **PART I: How To Remove Rust From Iron Relics and Artifacts by Electrolysis, page1**. The page is described as "The Most Detailed and Illustrated Tutorial On The Web!".

The main text states: "All information presented in this section is primarily for the inland and fresh underwater relic hunters; however, those detectonists who sometimes dig up unusual relics, and everybody else who wants to restore and preserve valuable iron artifacts, can greatly benefit from reading this tutorial as well. Please feel free to submit your own practical tips and methods that could help others!"

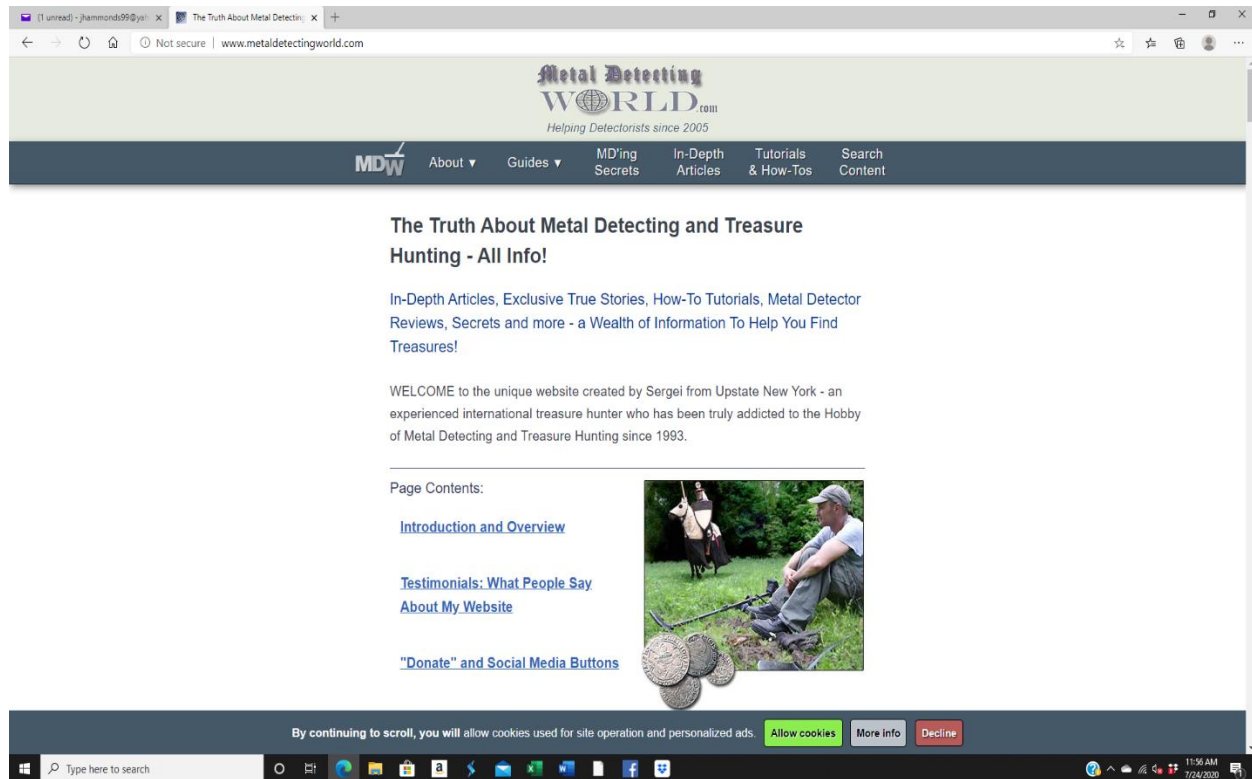
An image shows an electrolysis setup with a power source, wires, and a container. Below it, a heavily rusted axe head is shown with the text: "A dug and heavily rusted axe head, circa the early 17th century, was used for this tutorial among other iron artifacts used in the process of rust removal with electrolysis. Being well over four hundred years old and having spent much of its time buried in the ground, this axe head had developed a thick layer of flaky rust."

A sidebar on the right lists various topics: **Electrolytic Derusting - Tutorial:**, **Introduction to Electrolysis of Iron**, **Making an Electrolysis Machine**, **Preparations & Assembly of Setup**, **Process of Electrolysis**, **After-Electrolysis Cleaning of Artifacts**, **Conservation of Derusted Artifacts**, **Multiple-Relic Electrolysis**, **Electrolysis of Cannonballs**, **"Before and After" Photos of Artifacts**, and **Safety Precautions**.

A "Have you tried Collections?" pop-up is visible in the top right corner. The browser's taskbar at the bottom shows several open files, including "Remove Rust by Ele...html".

This article is just one of the items on the web site:

<http://www.metaldetectingworld.com/>



FUTURE ITEMS

If you have items or ideas on what you would like to see added to the Ramrod, please let me know.